

Scaled data based on original data using  
LM-79-08 Approved Method: Electrical and Photometric Measurements of Solid-  
State Lighting Products

Test Report Prepared for  
Cooper Lighting Solutions  
(formerly Eaton)

Brand: INVUE

Report Number: P676581

Luminaire Tested: **CCW-SA-2C-750-U-T4FT-HSS**

Issue Date: 04/25/2023



**Test Information**

Test Method: LM-79-08  
Report Number: P676581  
Test Lab: INNOVATION CENTER(G1)  
Issue Date: 04/25/2023  
Manufacturer: COOPER LIGHTING SOLUTIONS (FORMERLY EATON)  
Product Line: INVUE  
Catalog Number: CCW-SA-2C-750-U-T4FT-HSS  
Description: INVUE CLEAR CURVE Wall Pack MOUNT Light Square Luminaire @615mA w/  
T4FT distribution lens and House Side Shield  
Light Source: (32) 5000K CCT, 70 CRI LEDs  
Ballast/Driver: ELECTRONIC DRIVER

**Summary**

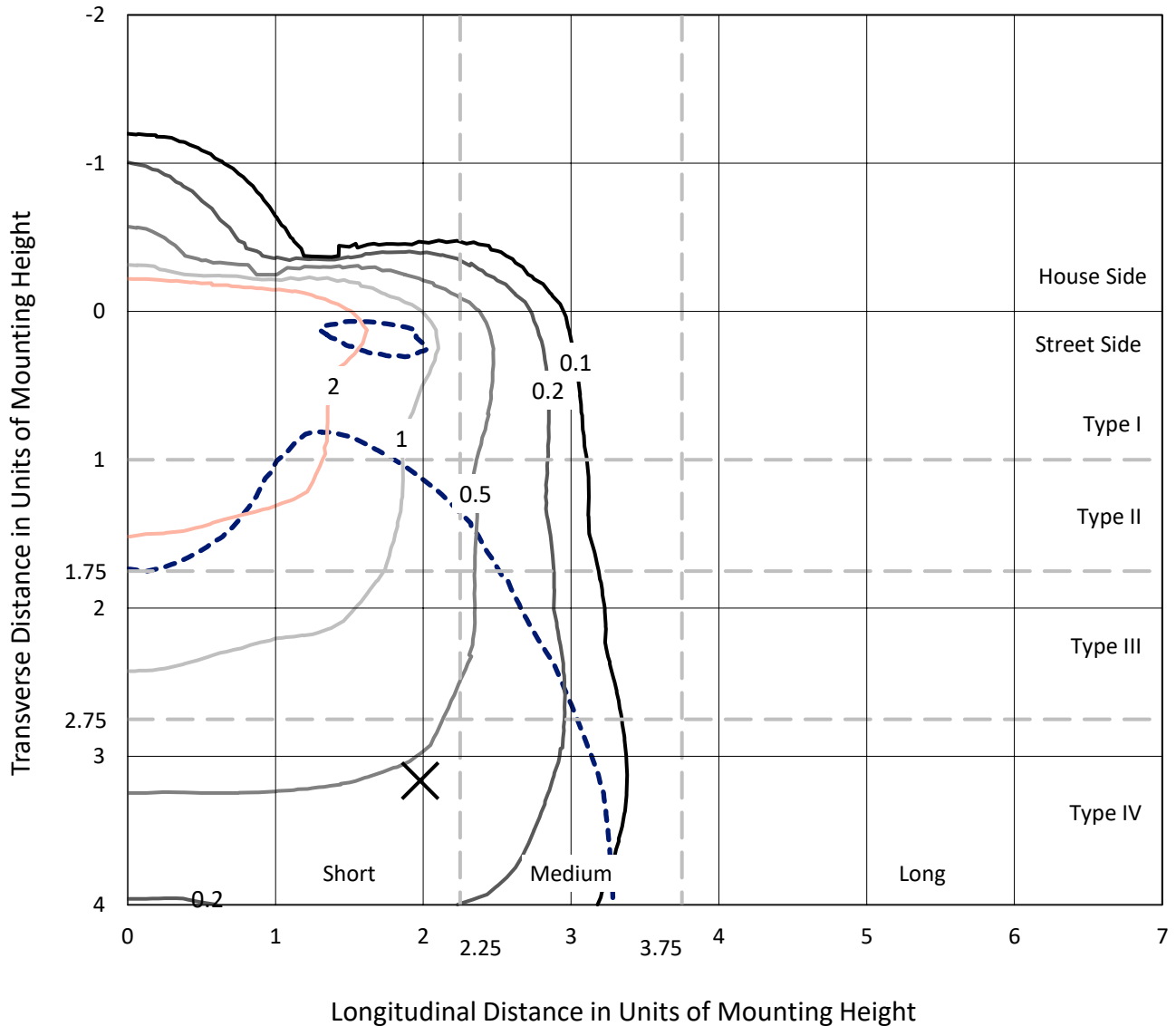
Lumens per Lamp: N/A  
Luminaire Lumens: 6640.9 lumens  
Efficiency: N/A  
Efficacy: 106.9 lumens/watt  
Luminous Opening: Rectangular (W 1' x L: 1' x H: 0')  
IES Classification: Type IV - Short  
BUG Rating: B1 - U0 - G2

Input Watts (W): 62.1  
Input Voltage (V): 120  
Input Current (A<sub>in</sub>): NR  
Voltage Rise (V): NR  
Power Factor: NR  
Total Harmonic Distortion (THDi): NR  
Frequency (hertz): 60  
Stabilization Time: NR  
Operation Time: NR  
Ambient Temperature (°C): NR  
Test Distance: 25 FT

REPORT NUMBER: P676581  
 CATALOG NUMBER: CCW-SA-2C-750-U-T4FT-HSS

### Iso-Footcandle Lines of Horizontal Illumination

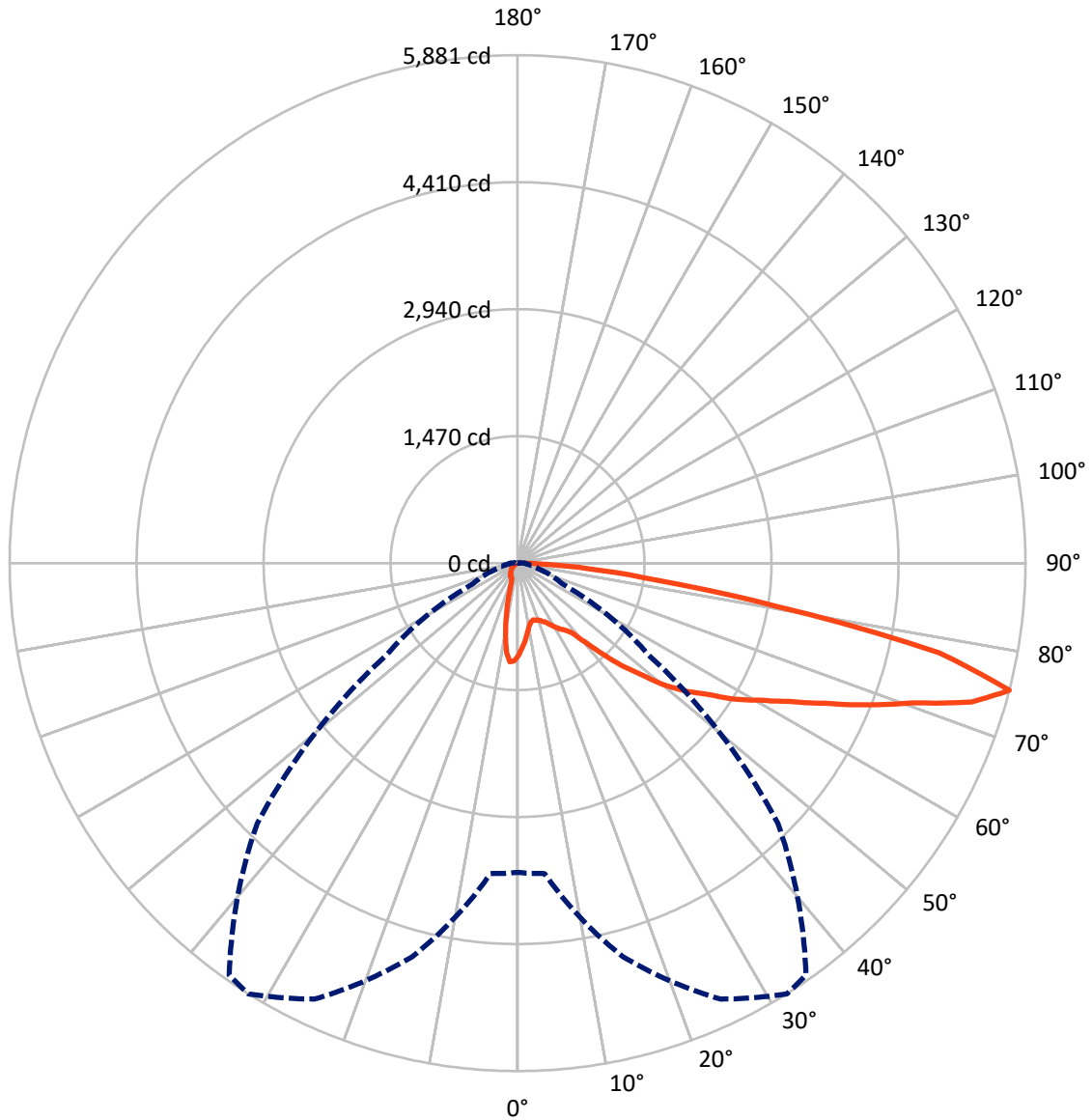
× Max cd  
 - - - 1/2 Max cd



Based on 15 foot mounting height. Maximum calculated value = 4.8 fc  
 Type IV - Short - N/A

REPORT NUMBER: P676581  
CATALOG NUMBER: CCW-SA-2C-750-U-T4FT-HSS

### Luminous Intensity Polar Plot



— Vertical Plane Through 32-Deg Lateral    - - - Horizontal Cone Through 75-Deg Vertical

REPORT NUMBER: P676581  
 CATALOG NUMBER: CCW-SA-2C-750-U-T4FT-HSS

**FLUX DISTRIBUTION:**

		Downward	Upward	Total
<b>House Side</b>	Lumens	717.4	0.0	717.4
	% Fixture	10.8	0.0	10.8
<b>Street Side</b>	Lumens	5923.5	0.0	5923.5
	% Fixture	89.2	0.0	89.2
<b>Total</b>	Lumens	6640.9	0.0	6640.9
	% Fixture	100.0	0.0	100.0

**Coefficient of Utilization**

**ZONAL LUMENS:**

Zone	Lumens	% Fixture
0°-10°	94.2	1.4
10°-20°	213.9	3.2
20°-30°	320.3	4.8
30°-40°	491.7	7.4
40°-50°	859.9	12.9
50°-60°	1344.1	20.2
60°-70°	1737.7	26.2
70°-80°	1415.3	21.3
80°-90°	163.8	2.5
90°-100°	0.0	0.0
100°-110°	0.0	0.0
110°-120°	0.0	0.0
120°-130°	0.0	0.0
130°-140°	0.0	0.0
140°-150°	0.0	0.0
150°-160°	0.0	0.0
160°-170°	0.0	0.0
170°-180°	0.0	0.0
0°-90°	6640.9	100.0
0°-180°	6640.9	100.0



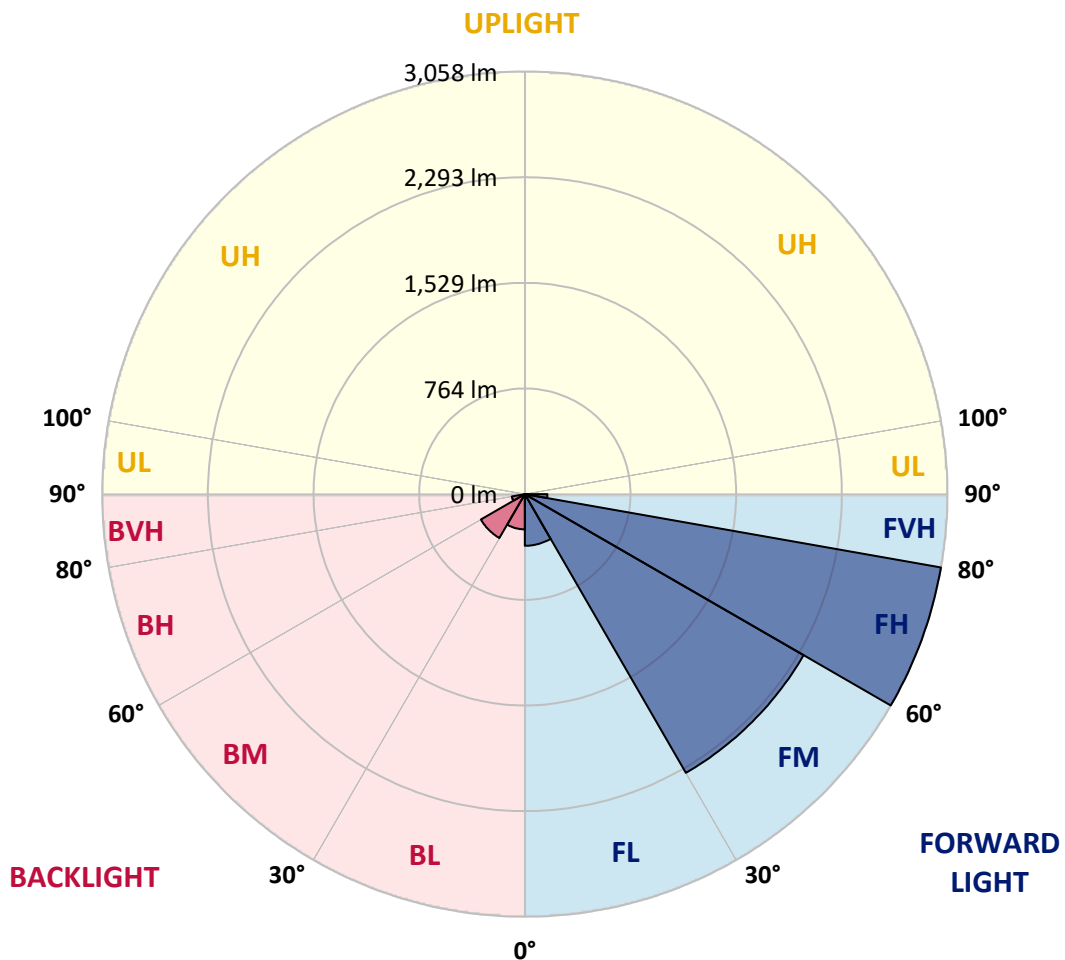
REPORT NUMBER: P676581  
 CATALOG NUMBER: CCW-SA-2C-750-U-T4FT-HSS

**LUMINAIRE CLASSIFICATION SYSTEM LUMEN TABLE AND BUG RATING:**

Zone	Lumens	% Fixture	Zone Rating/Lumen Limit		
			B	U	G
FL (0°-30°)	373.6	5.6			
FM (30°-60°)	2328.6	35.1			
FH (60°-80°)	3057.6	46.0			G2/5000
FVH (80°-90°)	163.7	2.5			G2/225
BL (0°-30°)	254.8	3.8	B1/500		
BM (30°-60°)	367.0	5.5	B1/1000		
BH (60°-80°)	95.4	1.4	B0/110		G0/110
BVH (80°-90°)	0.1	0.0			G0/10
UL (90°-100°)	0.0	0.0		U0/0	
UH (100°-180°)	0.0	0.0		U0/0	

**BUG Rating: B1-U0-G2**

Type IV Short





REPORT NUMBER: P676581

CATALOG NUMBER: CCW-SA-2C-750-U-T4FT-HSS

**CANDELA DISTRIBUTION (FULL):**

	0°	5°	15°	25°	32°	35°	45°	55°	65°	75°	85°
0°	1072.3	1072.3	1072.3	1072.3	1072.3	1072.3	1072.3	1072.3	1072.3	1072.3	1072.3
2.5°	961.7	975.3	973.6	982.1	983.8	988.9	1000.8	1000.8	1034.9	1058.7	1074.0
5°	874.9	866.4	869.8	880.0	905.5	903.8	932.7	948.1	988.9	1022.9	1058.7
7.5°	767.6	765.9	772.7	796.6	815.3	830.6	861.2	900.4	954.9	1005.9	1068.9
10°	699.5	696.1	709.8	716.6	738.7	748.9	796.6	857.8	922.5	995.7	1068.9
12.5°	684.2	672.3	679.1	677.4	697.8	703.0	748.9	823.8	902.1	992.3	1082.5
15°	692.7	684.2	677.4	677.4	682.5	685.9	735.3	801.7	890.2	997.4	1113.2
17.5°	720.0	714.9	694.4	674.0	696.1	696.1	726.8	796.6	891.9	1012.7	1150.6
20°	752.3	747.2	711.5	687.6	703.0	720.0	752.3	808.5	897.0	1024.6	1208.5
22.5°	788.1	788.1	738.7	711.5	731.9	733.6	791.5	845.9	917.4	1055.3	1245.9
25°	832.3	828.9	781.2	750.6	757.4	776.1	828.9	886.8	954.9	1097.8	1315.7
27.5°	890.2	885.1	828.9	798.3	806.8	827.2	886.8	944.6	988.9	1114.9	1375.3
30°	937.8	932.7	886.8	840.8	859.5	878.3	948.1	999.1	1031.5	1147.2	1443.4
32.5°	948.1	939.5	908.9	888.5	908.9	944.6	999.1	1051.9	1101.2	1228.9	1572.7
35°	1065.5	1034.9	954.9	922.5	953.2	965.1	1055.3	1148.9	1196.6	1293.6	1717.4
37.5°	1290.2	1261.2	1155.7	1065.5	1022.9	1036.6	1154.0	1269.7	1315.7	1414.4	1875.7
40°	1565.9	1518.2	1405.9	1285.1	1198.3	1181.2	1257.8	1428.0	1472.3	1565.9	2083.3
42.5°	1880.8	1834.8	1661.2	1518.2	1429.7	1407.6	1419.5	1611.9	1649.3	1705.5	2219.5
45°	2107.2	2083.3	1887.6	1759.9	1690.2	1666.3	1637.4	1812.7	1860.4	1879.1	2416.9
47.5°	2238.2	2221.2	2112.3	2025.5	1931.8	1906.3	1925.0	2091.8	2059.5	2074.8	2605.9
50°	2413.5	2369.3	2221.2	2248.4	2229.7	2222.9	2255.2	2328.4	2280.8	2236.5	2811.8
52.5°	2554.8	2476.5	2372.7	2439.1	2468.0	2493.5	2607.6	2662.0	2449.3	2381.2	2944.6
55°	2641.6	2566.7	2593.9	2655.2	2685.9	2803.3	2937.8	2896.9	2559.9	2496.9	3121.6
57.5°	2719.9	2725.0	2798.2	2816.9	2973.5	2993.9	3252.6	3119.9	2638.2	2602.5	3191.4
60°	2908.8	2890.1	2949.7	3070.5	3220.3	3334.3	3581.1	3269.7	2677.4	2656.9	3172.7
62.5°	3249.2	3133.5	3153.9	3307.1	3526.7	3650.9	3770.1	3337.8	2667.1	2665.4	3116.5
65°	3681.6	3548.8	3487.5	3630.5	3914.8	4090.1	3982.8	3414.3	2599.1	2646.7	2907.1
67.5°	4040.7	4042.4	3928.4	4008.4	4379.4	4416.9	4183.7	3399.0	2485.0	2498.6	2396.5
70°	4454.3	4510.5	4410.1	4660.3	4845.8	4869.6	4413.5	3273.1	2239.9	1884.2	1377.0
72.5°	4559.8	4588.8	4902.0	5286.6	5496.0	5502.8	4639.8	2852.7	1474.0	832.3	427.2
75°	3581.1	3608.4	4718.1	5569.2	5880.6	5821.1	4262.0	1851.8	573.6	243.4	102.1
77.5°	1998.2	2006.7	2929.3	4502.0	4988.8	4748.8	2985.4	721.7	231.5	139.6	47.7
80°	546.4	641.7	1085.9	2219.5	3046.7	2990.5	1421.2	234.9	149.8	108.9	22.1
82.5°	131.1	141.3	348.9	982.1	1610.2	1679.9	423.8	119.1	103.8	90.2	11.9
85°	47.7	52.8	107.2	478.3	827.2	759.1	127.7	59.6	76.6	69.8	5.1
87.5°	17.0	17.0	34.0	156.6	241.7	182.1	42.6	20.4	39.1	42.6	1.7
90°	0.0	0.0	0.0	0.0	0.0	0.0	0.0	0.0	0.0	0.0	0.0



REPORT NUMBER: P676581  
 CATALOG NUMBER: CCW-SA-2C-750-U-T4FT-HSS

**CANDELA DISTRIBUTION (continued):**

	90°	95°	105°	115°	125°	135°	145°	155°	165°	175°	180°
0°	1072.3	1072.3	1072.3	1072.3	1072.3	1072.3	1072.3	1072.3	1072.3	1072.3	1072.3
2.5°	1075.7	1075.7	1099.5	1120.0	1126.8	1135.3	1126.8	1145.5	1143.8	1135.3	1138.7
5°	1077.4	1108.0	1128.5	1142.1	1148.9	1147.2	1150.6	1130.2	1118.3	1109.7	1101.2
7.5°	1085.9	1114.9	1152.3	1148.9	1130.2	1091.0	1060.4	1005.9	953.2	951.5	942.9
10°	1114.9	1140.4	1162.5	1148.9	1080.8	961.7	864.6	791.5	725.1	694.4	697.8
12.5°	1135.3	1182.9	1172.7	1102.9	961.7	805.1	662.1	554.9	495.3	439.1	439.1
15°	1177.8	1194.9	1191.4	1036.6	815.3	628.1	454.5	345.5	282.5	257.0	253.6
17.5°	1218.7	1237.4	1179.5	936.1	670.6	422.1	275.7	214.5	206.0	202.5	204.2
20°	1269.7	1271.4	1169.3	835.7	503.8	267.2	197.4	192.3	194.0	192.3	192.3
22.5°	1324.2	1336.1	1133.6	694.4	335.3	194.0	183.8	185.5	185.5	185.5	190.6
25°	1395.7	1377.0	1077.4	560.0	219.6	178.7	178.7	180.4	180.4	180.4	182.1
27.5°	1443.4	1417.8	1005.9	403.4	171.9	168.5	171.9	171.9	175.3	175.3	175.3
30°	1542.1	1475.7	915.7	260.4	154.9	160.0	163.4	166.8	168.5	171.9	173.6
32.5°	1618.7	1526.8	803.4	173.6	141.3	144.7	153.2	160.0	166.8	165.1	165.1
35°	1758.2	1610.2	699.5	137.9	129.4	129.4	137.9	149.8	160.0	163.4	163.4
37.5°	1918.2	1678.2	554.9	126.0	119.1	119.1	124.3	137.9	151.5	158.3	154.9
40°	2051.0	1756.5	410.2	117.4	110.6	110.6	114.0	124.3	139.6	151.5	153.2
42.5°	2144.6	1814.4	277.4	108.9	103.8	102.1	107.2	112.3	124.3	141.3	144.7
45°	2229.7	1845.0	171.9	100.4	97.0	97.0	97.0	102.1	110.6	126.0	129.4
47.5°	2381.2	1879.1	124.3	93.6	88.5	90.2	91.9	93.6	100.4	103.8	105.5
50°	2508.8	1904.6	102.1	86.8	83.4	85.1	85.1	85.1	88.5	83.4	83.4
52.5°	2605.9	1879.1	86.8	80.0	76.6	78.3	76.6	76.6	73.2	66.4	66.4
55°	2677.4	1833.1	69.8	73.2	73.2	73.2	69.8	64.7	57.9	52.8	52.8
57.5°	2696.1	1754.8	54.5	61.3	66.4	66.4	59.6	52.8	44.3	39.1	37.4
60°	2667.1	1584.6	40.8	44.3	51.1	52.8	47.7	39.1	30.6	25.5	25.5
62.5°	2563.3	1450.2	32.3	28.9	37.4	39.1	34.0	25.5	17.0	11.9	10.2
65°	2365.9	1242.5	23.8	20.4	25.5	27.2	22.1	11.9	5.1	1.7	0.0
67.5°	1897.8	936.1	15.3	13.6	17.0	17.0	10.2	3.4	0.0	0.0	0.0
70°	1050.2	525.9	10.2	6.8	8.5	5.1	1.7	0.0	0.0	0.0	0.0
72.5°	303.0	149.8	5.1	3.4	1.7	0.0	0.0	0.0	0.0	0.0	0.0
75°	81.7	35.7	3.4	1.7	0.0	0.0	0.0	0.0	0.0	0.0	0.0
77.5°	35.7	13.6	1.7	0.0	0.0	0.0	0.0	0.0	0.0	0.0	0.0
80°	15.3	5.1	0.0	0.0	0.0	0.0	0.0	0.0	0.0	0.0	0.0
82.5°	8.5	1.7	0.0	0.0	0.0	0.0	0.0	0.0	0.0	0.0	0.0
85°	3.4	0.0	0.0	0.0	0.0	0.0	0.0	0.0	0.0	0.0	0.0
87.5°	1.7	0.0	0.0	0.0	0.0	0.0	0.0	0.0	0.0	0.0	0.0
90°	0.0	0.0	0.0	0.0	0.0	0.0	0.0	0.0	0.0	0.0	0.0

(END OF REPORT)